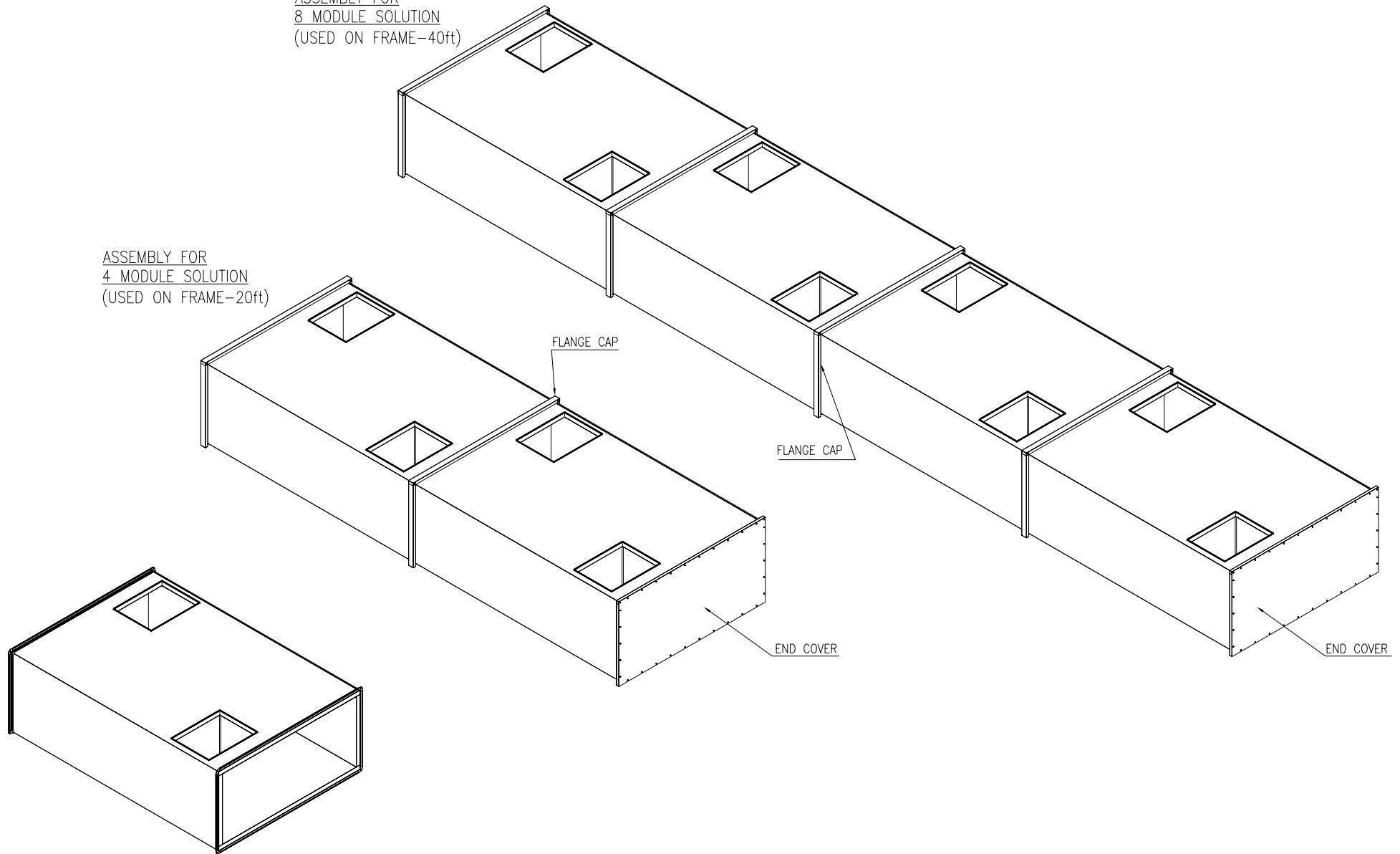


ASSEMBLY FOR
8 MODULE SOLUTION
(USED ON FRAME-40ft)

ASSEMBLY FOR
4 MODULE SOLUTION
(USED ON FRAME-20ft)



DISCHARGE AIR DUCT 10ft

NOTES:

1. INSTALLATION SHALL COMPLY WITH ALL APPLICABLE NATIONAL, STATE AND LOCAL CODES.
2. PLEASE REFER TO PRODUCT MANUALS PRIOR TO INSTALLATION AND SITE PREPARATION WORK FOR FURTHER DETAILS.

THIS DRAWING AND SPECIFICATIONS HEREIN ARE THE PROPERTY OF SCHNEIDER ELECTRIC AND SHALL NOT BE COPIED, REPRODUCED OR USED IN WHOLE OR IN PART, AS THE BASIS FOR THE MANUFACTURE OR SALE OF ITEMS WITHOUT WRITTEN PERMISSION FROM SCHNEIDER ELECTRIC. THIS DRAWING IS BASED UPON LATEST AVAILABLE INFORMATION AND IS SUBJECT TO CHANGE WITHOUT NOTICE.

Schneider
Electric

TITLE:
ECOBREEZE
10ft (3m) DISCHARGE DUCT
ISOMETRIC VIEW

PROJECT: SUBMITTAL DRAWINGS SHEET 1 OF 6

DWG NO: ACECDIS10

DRAWN BY: K.NAGENDRA 02-AUG-11

ENGINEER: K.BAER/R.KUNAPULI 02-AUG-11

APPROVED BY: CUMMISKEY/C.COSTEA 02-AUG-11

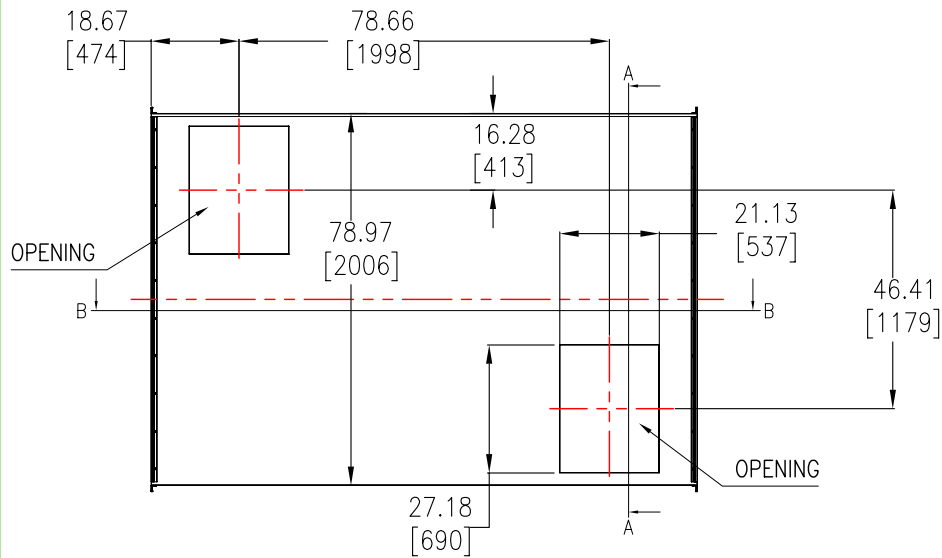
REV. 0

THIRD

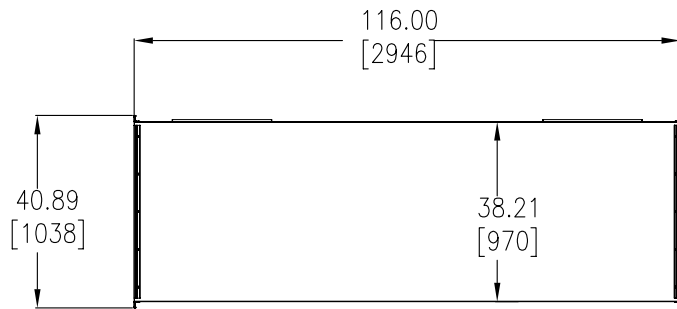
ANGLE

PROJECTION

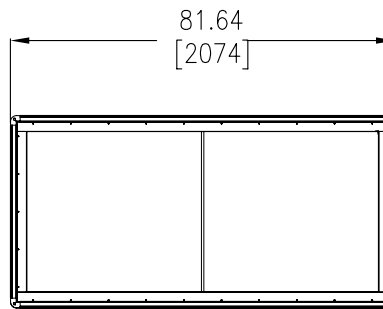
DISCHARGE AIR DUCT 10ft



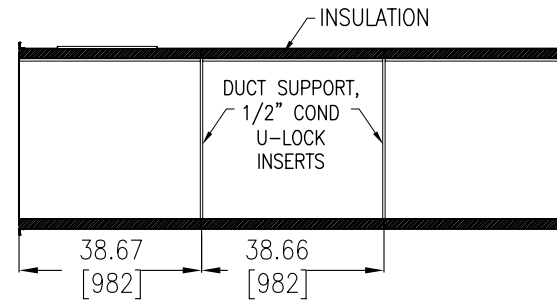
TOP VIEW



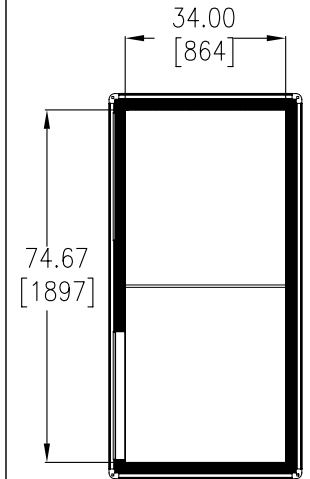
FRONT VIEW



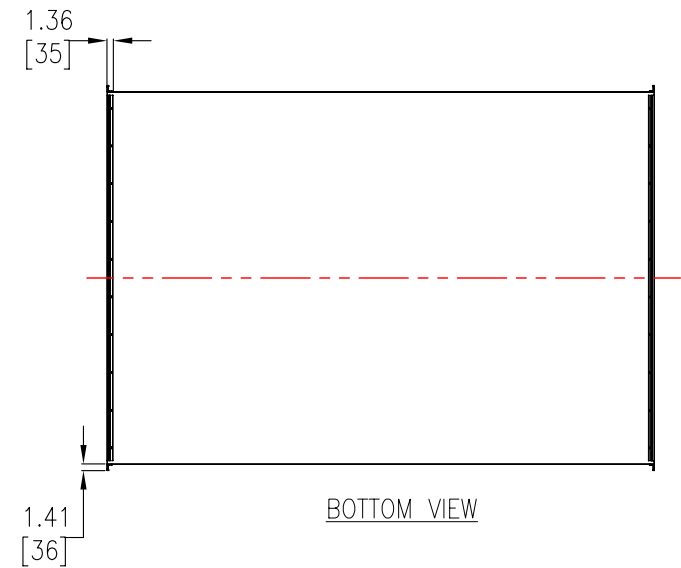
RIGHT SIDE VIEW



SECTION B-B



SECTION A-A



BOTTOM VIEW

NOTES:

1. INSTALLATION SHALL COMPLY WITH ALL APPLICABLE NATIONAL, STATE AND LOCAL CODES.
2. PLEASE REFER TO PRODUCT MANUALS PRIOR TO INSTALLATION AND SITE PREPARATION WORK FOR FURTHER DETAILS.
3. ALL DIMENSIONS ARE IN INCHES [MILLIMETERS].
4. WEIGHT OF THE UNIT IS 885 LBS [402 kg]

THIS DRAWING AND SPECIFICATIONS HEREIN ARE THE PROPERTY OF SCHNEIDER ELECTRIC AND SHALL NOT BE COPIED, REPRODUCED OR USED IN WHOLE OR IN PART, AS THE BASIS FOR THE MANUFACTURE OR SALE OF ITEMS WITHOUT WRITTEN PERMISSION FROM SCHNEIDER ELECTRIC. THIS DRAWING IS BASED UPON LATEST AVAILABLE INFORMATION AND IS SUBJECT TO CHANGE WITHOUT NOTICE.

Schneider Electric

TITLE:
ECOBREEZE
10ft (3m) DISCHARGE DUCT
MAIN MECHANICAL

PROJECT: SUBMITTAL DRAWINGS SHEET 2 OF 6

DWG NO: ACECDIS10

DRAWN BY: K.NAGENDRA 02-AUG-11

ENGINEER: K.BAER/R.KUNAPULI 02-AUG-11

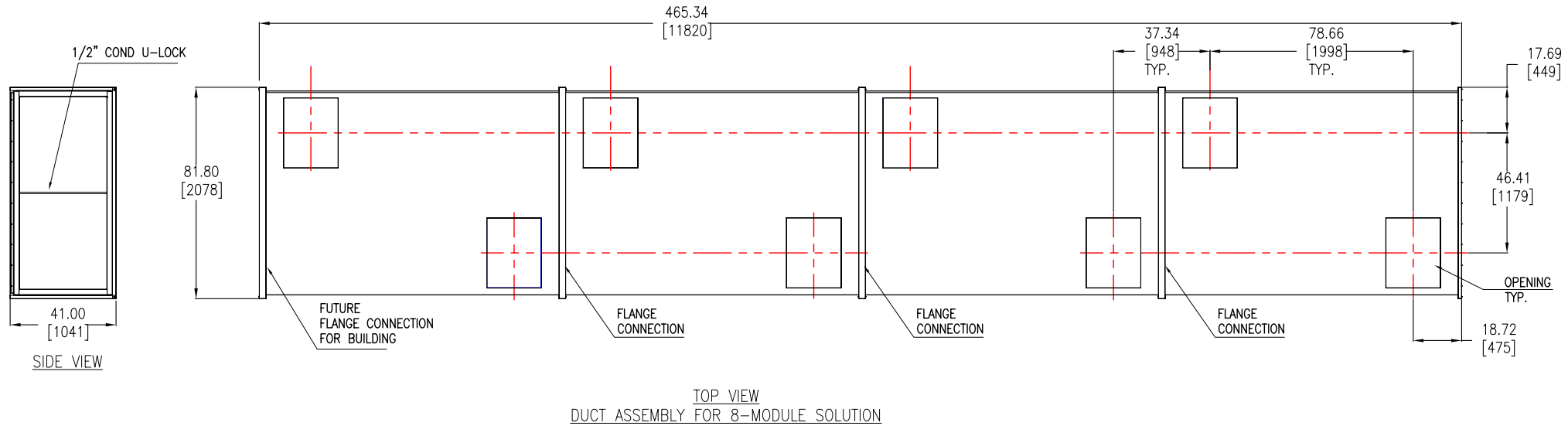
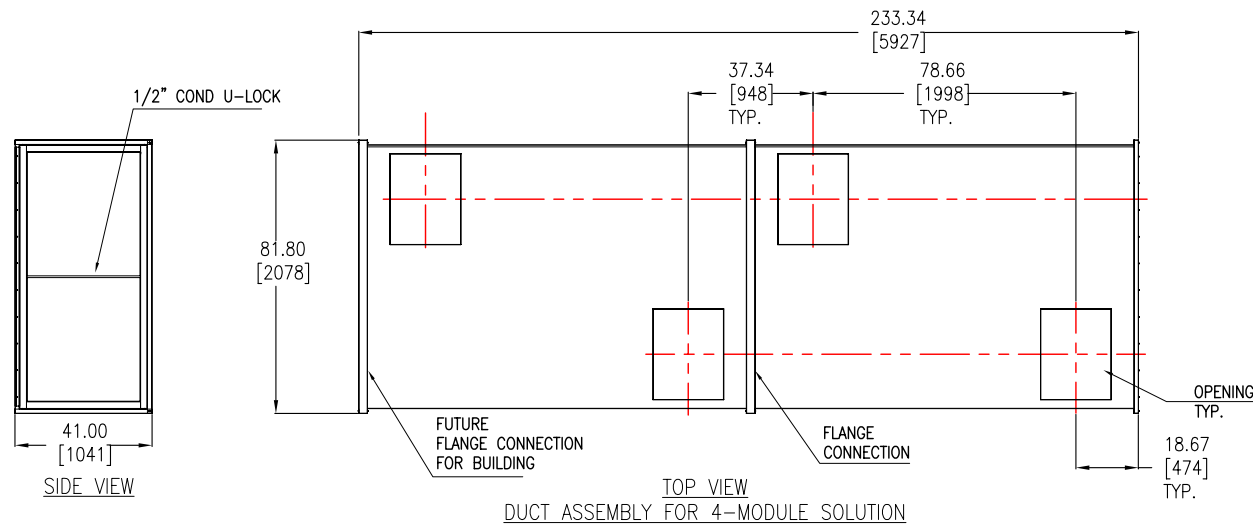
APPROVED BY: CUMMISKEY/C.COSTEA 02-AUG-11

REV. 0

THIRD

ANGLE

PROJECTION



NOTES:

1. INSTALLATION SHALL COMPLY WITH ALL APPLICABLE NATIONAL, STATE AND LOCAL CODES.
2. PLEASE REFER TO PRODUCT MANUALS PRIOR TO INSTALLATION AND SITE PREPARATION WORK FOR FURTHER DETAILS.
3. ALL DIMENSIONS ARE IN INCHES [MILLIMETERS].
4. WEIGHT OF THE UNIT

4-MODULE SOLUTION 1885 LBS [857 kg]

8-MODULE SOLUTION 3670 LBS [1668 kg]

THIS DRAWING AND SPECIFICATIONS HEREIN ARE THE PROPERTY OF SCHNEIDER ELECTRIC AND SHALL NOT BE COPIED, REPRODUCED OR USED IN WHOLE OR IN PART, AS THE BASIS FOR THE MANUFACTURE OR SALE OF ITEMS WITHOUT WRITTEN PERMISSION FROM SCHNEIDER ELECTRIC. THIS DRAWING IS BASED UPON LATEST AVAILABLE INFORMATION AND IS SUBJECT TO CHANGE WITHOUT NOTICE.

Schneider
Electric

TITLE:
ECOBREEZE
10ft (3m) DISCHARGE DUCT
DUCT ASSEMBLY

PROJECT: SUBMITTAL DRAWINGS SHEET 3 OF 6

DWG NO: ACECDIS10

DRAWN BY: K.NAGENDRA 02-AUG-11

ENGINEER: K.BAER/R.KUNAPULI 02-AUG-11

APPROVED BY: CUMMISKEY/C.COOSTEA 02-AUG-11

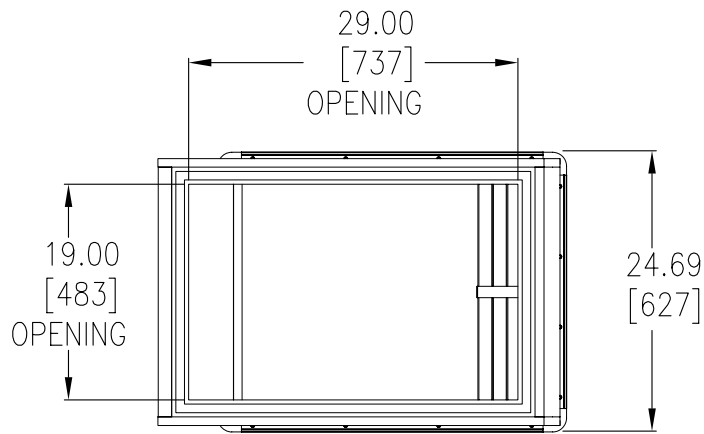
REV. 0

THIRD

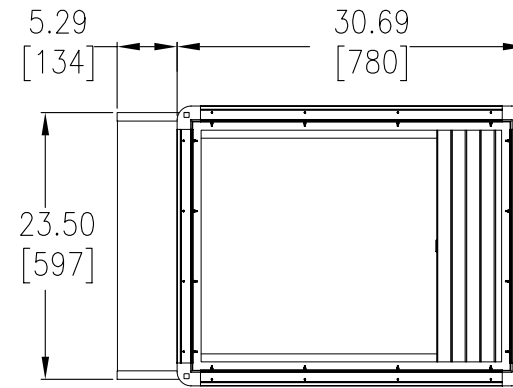
ANGLE

PROJECTION

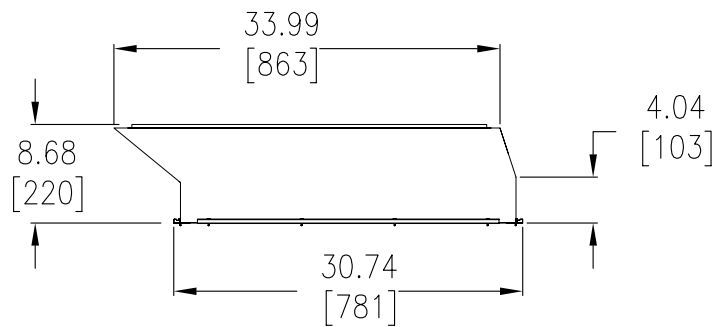
TRANSITION SUPPLY AIR



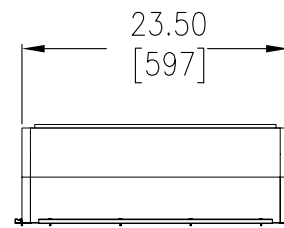
TOP VIEW



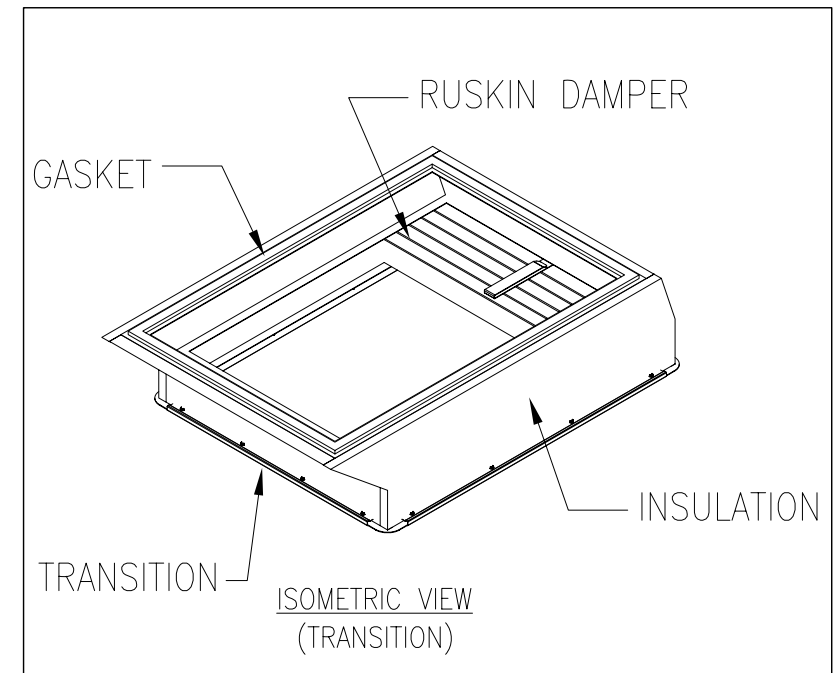
BOTTOM VIEW



FRONT VIEW



SIDE VIEW



NOTES:

1. INSTALLATION SHALL COMPLY WITH ALL APPLICABLE NATIONAL, STATE AND LOCAL CODES.
2. PLEASE REFER TO PRODUCT MANUALS PRIOR TO INSTALLATION AND SITE PREPARATION WORK FOR FURTHER DETAILS.
3. ALL DIMENSIONS ARE IN INCHES [MILLIMETERS].
4. WEIGHT OF THE UNIT IS 36 LBS [16 kg].

THIS DRAWING AND SPECIFICATIONS HEREIN ARE THE PROPERTY OF SCHNEIDER ELECTRIC AND SHALL NOT BE COPIED, REPRODUCED OR USED IN WHOLE OR IN PART, AS THE BASIS FOR THE MANUFACTURE OR SALE OF ITEMS WITHOUT WRITTEN PERMISSION FROM SCHNEIDER ELECTRIC. THIS DRAWING IS BASED UPON LATEST AVAILABLE INFORMATION AND IS SUBJECT TO CHANGE WITHOUT NOTICE.

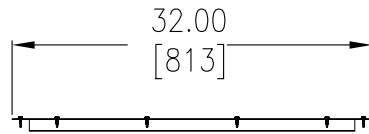
Schneider
Electric

TITLE:
ECOBREEZE
10ft (3m) DISCHARGE DUCT
TRANSITION

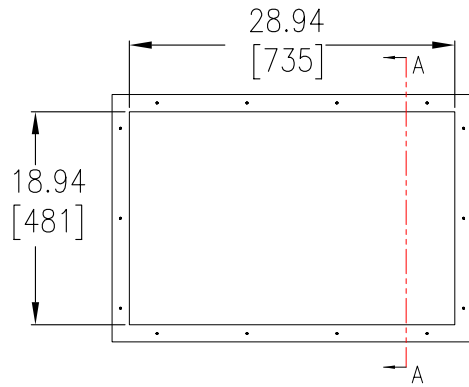
PROJECT: SUBMITTAL DRAWINGS SHEET 4 OF 6

DWG NO:	ACECDIS10	REV:	0
DRAWN BY:	K.NAGENDRA	02-AUG-11	THIRD
ENGINEER:	K.BAER/R.KUNAPULI	02-AUG-11	ANGLE
APPROVED BY:	CUMMISKEY/C.COOSTEA	02-AUG-11	PROJECTION

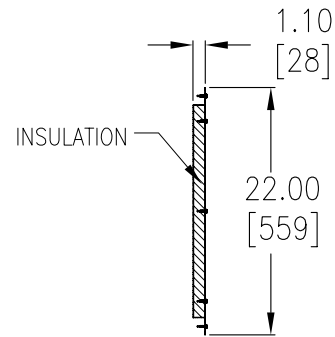
COVER FOR TRANSITION



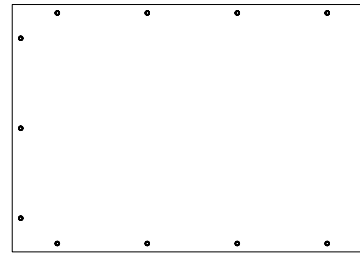
TOP VIEW



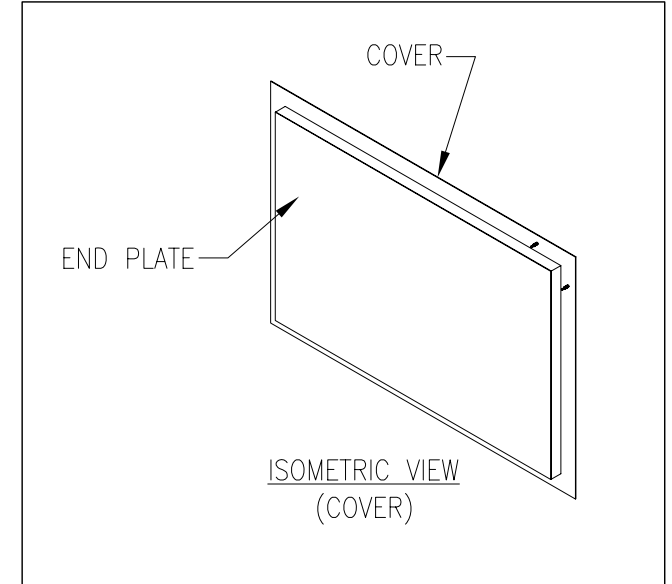
FRONT VIEW



SECTION-AA



REAR VIEW



NOTES:

1. INSTALLATION SHALL COMPLY WITH ALL APPLICABLE NATIONAL, STATE AND LOCAL CODES.
2. PLEASE REFER TO PRODUCT MANUALS PRIOR TO INSTALLATION AND SITE PREPARATION WORK FOR FURTHER DETAILS.
3. ALL DIMENSIONS ARE IN INCHES [MILLIMETERS].
4. WEIGHT OF THE UNIT IS 20 LBS [9 kg]

THIS DRAWING AND SPECIFICATIONS HEREIN ARE THE PROPERTY OF SCHNEIDER ELECTRIC AND SHALL NOT BE COPIED, REPRODUCED OR USED IN WHOLE OR IN PART, AS THE BASIS FOR THE MANUFACTURE OR SALE OF ITEMS WITHOUT WRITTEN PERMISSION FROM SCHNEIDER ELECTRIC. THIS DRAWING IS BASED UPON LATEST AVAILABLE INFORMATION AND IS SUBJECT TO CHANGE WITHOUT NOTICE.

Schneider
Electric

TITLE:
ECOBREEZE
10ft (3m) DISCHARGE DUCT
COVER FOR TRANSITION

PROJECT: SUBMITTAL DRAWINGS SHEET 5 OF 6

DWG NO: ACECDIS10

DRAWN BY: K.NAGENDRA 02-AUG-11

ENGINEER: K.BAER/R.KUNAPULI 02-AUG-11

APPROVED BY: CUMMISKEY/C.COOSTEA 02-AUG-11

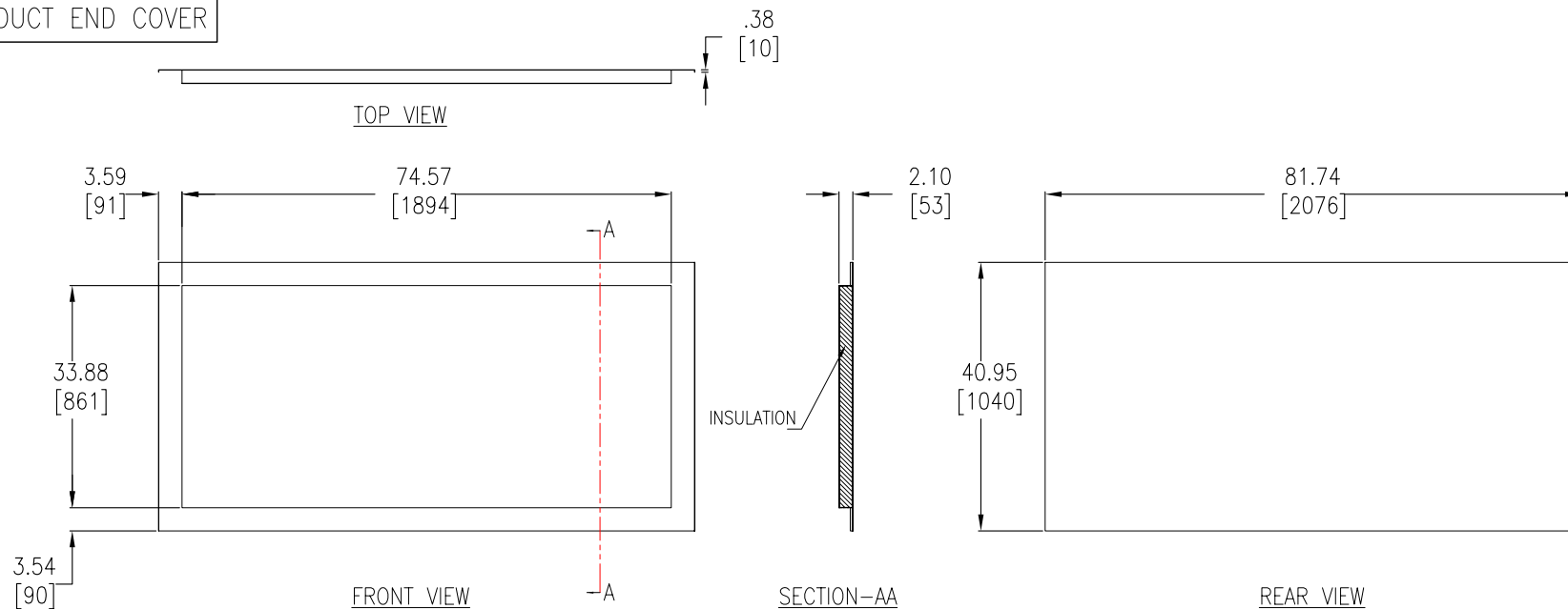
REV. 0

THIRD

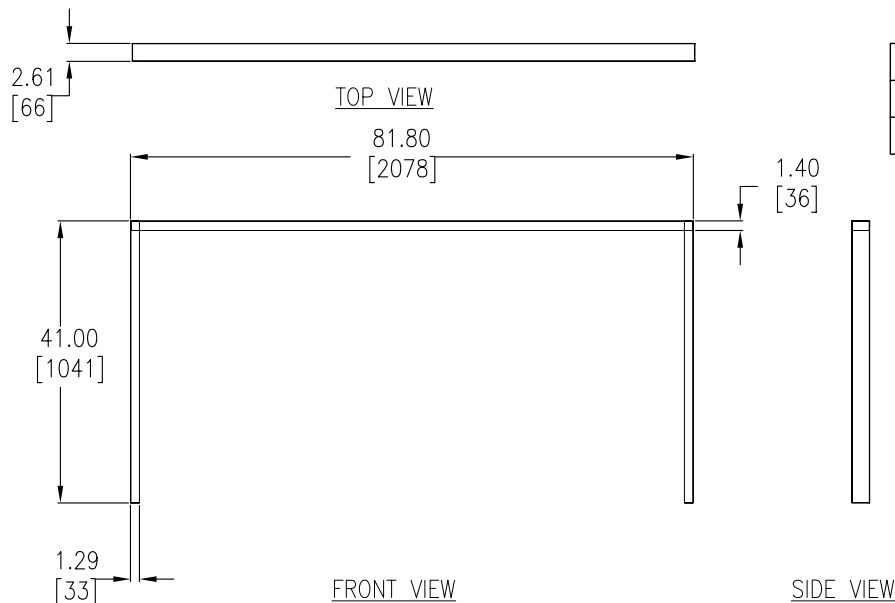
ANGLE

PROJECTION

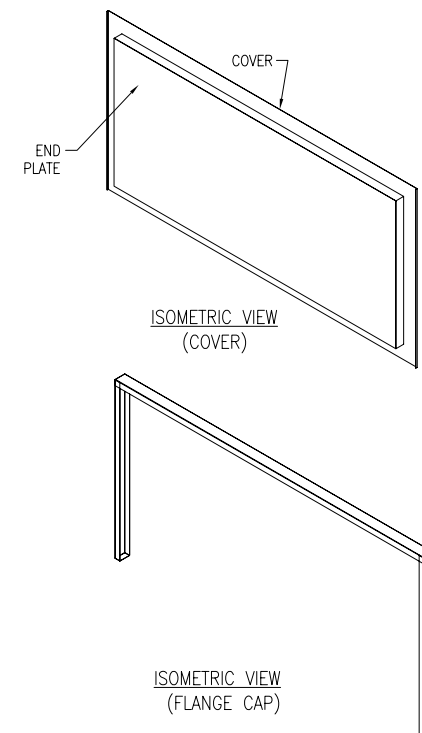
DUCT END COVER



FLANGE CAP



SKU	QTY.INCLUDED
ACECMISC20	3
ACECMISC40	5



NOTES:

1. INSTALLATION SHALL COMPLY WITH ALL APPLICABLE NATIONAL, STATE AND LOCAL CODES.
2. PLEASE REFER TO PRODUCT MANUALS PRIOR TO INSTALLATION AND SITE PREPARATION WORK FOR FURTHER DETAILS.
3. ALL DIMENSIONS ARE IN INCHES [MILLIMETERS].
4. WEIGHT OF THE UNIT
END COVER – 95 LBS [43 kg]
FLANGE CAP – 8 LBS [3.6 kg]
5. END COVER AND FLANGE CAP ARE COMMON PARTS FOR SKU ACECMISC 20FT/40FT.

THIS DRAWING AND SPECIFICATIONS HEREIN ARE THE PROPERTY OF SCHNEIDER ELECTRIC AND SHALL NOT BE COPIED, REPRODUCED OR USED IN WHOLE OR IN PART, AS THE BASIS FOR THE MANUFACTURE OR SALE OF ITEMS WITHOUT WRITTEN PERMISSION FROM SCHNEIDER ELECTRIC. THIS DRAWING IS BASED UPON LATEST AVAILABLE INFORMATION AND IS SUBJECT TO CHANGE WITHOUT NOTICE.

Schneider Electric

TITLE:
ECOBREEZE
10ft (3m) DISCHARGE DUCT
END COVER & FLANGE CAP

PROJECT: SUBMITTAL DRAWINGS SHEET 6 OF 6

DWG NO:	ACECDIS10	REV.	0
DRAWN BY:	K.NAGENDRA	02-AUG-11	THIRD
ENGINEER:	K.BAER/R.KUNAPULI	02-AUG-11	ANGLE
APPROVED BY:	CUMMISKEY/C.COOSTEA	02-AUG-11	PROJECTION