

Juniper Networks is committed to providing a complete and reliable solution for any wireless LAN deployment. As such, Juniper offers a wide selection of antennas to support a variety of deployment scenarios. With directional and omnidirectional antennas, a WLAN solution can be customized to meet the requirements of the most challenging indoor or outdoor deployment.

Omnidirectional Antennas

WLA-ANT522E (Included with 522E)



WLA522E	✓
WLA532E	Not supported
WLA632	Not supported

Operational Band	Dual Band Indoor 2.4 Ghz	Dual Band Indoor 5 Ghz
Beam Width	360° Omni	360° Omni
Vertical Gain		
Horizontal Gain		
Frequency Range	2400-2500 MHz	5150-5875 MHz
Gain, dBi	3 dBi	5 dBi
Polarization	Vertical, Linear	Vertical, Linear
3dB Beamwidth V	78 degrees	78 degrees
3dB Beamwidth H	360 degrees	360 degrees
Impedance	50 Ohms	
VSWR (50 Ohms)	<2 : 1 Max	
Maximum Power	2 W	
Connector	Female SMA	
Type/Style	Paddle	
Dimensions	134 x 21 mm	
Weight	27.5 g / 0.66 lb	
Frontal Wind Loading	N/A	
Operating Temperature	-200 to +600 C	
Storage Temperature	-200 to +600 C	
Humidity	95%	
Lightning Protection	N/A	
Mounting Options	AP Mount	
Cable	N/A	

WLA-ANT7360P-IN



WLA522E	✓
WLA532E	✓
WLA632	Not supported

Operational Band	Dual Band Indoor 2.4 Ghz	Dual Band Indoor 5 Ghz
Beam Width	360° Omni	360° Omni
Vertical Gain		
Horizontal Gain		
Frequency Range	2400-2500 MHz	5150-5875 MHz
Gain, dBi	2.5dBi	3.5dBi
Polarization	Vertical, Linear	Vertical, Linear
3dB Beamwidth V	40 degrees	40 degrees
3dB Beamwidth H	360 degrees	360 degrees
Impedance	50 Ohms	
VSWR (50 Ohms)	<2 : 1 Max	
Maximum Power	2 W	
Connector	Female RP-SMA	
Type/Style	Paddle	
Dimensions	113 x 20 mm	
Weight	27.5 g / 0.66 lb	
Frontal Wind Loading	N/A	
Operating Temperature	-20C to +65C	
Storage Temperature	-30C to +75C	
Humidity	95%	
Lightning Protection	N/A	
Mounting Options	AP Mount	
Cable	N/A	

WLA-ANT7360P-OUT



WLA522E	✓
WLA532E	✓
WLA632	✓

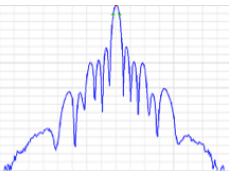
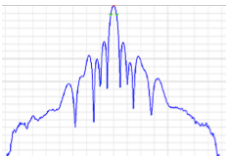
Operational Band	Dual Band Indoor 2.4 Ghz	Dual Band Indoor 5 Ghz
Beam Width	360° Omni	360° Omni
Vertical Gain		
Horizontal Gain	Gain Pattern Not Available At Time Of Publication	Gain Pattern Not Available At Time Of Publication
Frequency Range	2400-2480 MHz	5150-5850 MHz
Gain, dBi	6.0 dBi	8.0 dBi
Polarization	Vertical	Vertical
3dB Beamwidth V	22 degrees	15 degrees
3dB Beamwidth H	360 degrees	360 degrees
Impedance	50 Ohms	
VSWR (50 Ohms)	2.0: 1 Max	
Maximum Power	25 W	
Connector	N-Type Jack, Female	
Type/Style	Stick	
Dimensions	660 mm Length	
Weight	226 g	
Frontal Wind Loading	200 Km/h	
Operating Temperature	-300 to +650 C	
Storage Temperature	-400 to +800 C	
Humidity	95%	
Lightning Protection	Order Separately	
Mounting Options	Pole Mount and Direct Mount	
Cable	R-OUT: 36" RG-174/U type, RP-SMA connectors A-OUT: 36" RF-400 type, N-type connectors	

Directional Antennas

WLA- ANT5007-OUT



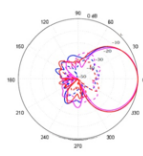
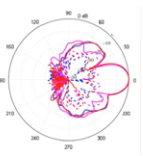
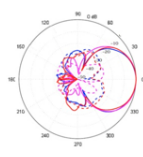
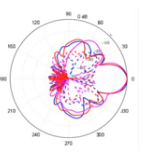
WLA522E	✓
WLA532E	Not supported
WLA632	✓

Operational Band	5 Ghz Band Outdoor
Beam Width	7° Sector
Vertical Gain	
Horizontal Gain	
Frequency Range	4900-5875 MHz
Gain, dBi	23.5 dBi
Polarization	Vertical, Linear
3dB Beamwidth V	7-9 degrees
3dB Beamwidth H	7-9 degrees
Impedance	50 Ohms
VSWR (50 Ohms)	1.7:1 Max
Maximum Power	5 W
Connector	2 x N-Type Jack, Female
Type/Style	Panel
Dimensions	370 x 370 x 40 mm
Weight	2100 g
Frontal Wind Loading	200 km/hr
Operating Temperature	-400 to +650 C
Storage Temperature	-400 to +800 C
Humidity	ETS 300 019-1-4, EN 302 085 (Annex A.1.1)
Lightning Protection	DC Grounded
Mounting Options	Adjustable Wall Mount / Pole Mount
Cable	36" RF-400 type, N-type connectors

WLA-ANT74520-OUT



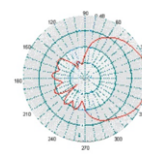
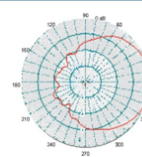
WLA522E	✓
WLA532E	TBD
WLA632	✓

Operational Band	Dual Band Outdoor 2.4 Ghz	Dual Band Outdoor 5 Ghz
Beam Width	45° Sector	20° Sector
Vertical Gain		
Horizontal Gain		
Frequency Range	2400-2500 MHz	5125-5875 MHz
Gain, dBi	10.9 dBi	13.5 dBi
Polarization	Linear, 2 Vertical, 1 Horizontal	Linear, 2 Vertical, 1 Horizontal
3dB Beamwidth V	45 degrees	20 degrees
3dB Beamwidth H	45 degrees	20 degrees
Impedance	50 Ohms	
VSWR (50 Ohms)	2.0:1 Max	
Maximum Power	10 W	
Connector	3 x Reverse SMA	
Type/Style	Panel	
Dimensions	411.4 x 373.3 x 35.8 mm	
Weight	1100 g	
Frontal Wind Loading	200 Km/h	
Operating Temperature	-300 to +650 C	
Storage Temperature	-400 to +800 C	
Humidity	95%	
Lightning Protection	Order Separately	
Mounting Options	Optional Wall or Pole Mount	
Cable	36" (plenum rated)	

WLA-ANT77555-OUT



WLA522E	✓
WLA532E	✓
WLA632	✓

Operational Band	Dual Band Outdoor 2.4 Ghz	Dual Band Outdoor 5 Ghz
Beam Width	45° Sector	20° Sector
Vertical Gain		Gain Pattern Not Available At Time Of Publication
Horizontal Gain		Gain Pattern Not Available At Time Of Publication
Frequency Range	2400-2500 MHz	5150-5875 MHz
Gain, dBi	8.0 dBi	10.7 dBi
Polarization	Linear, 2 Vertical, 1 Horizontal	Linear, 2 Vertical, 1 Horizontal
3dB Beamwidth V	70 degrees	60 degrees
3dB Beamwidth H	75 degrees	55 degrees
Impedance	50 Ohms	
VSWR (50 Ohms)	2.0:1 Max	
Maximum Power	10 W	
Connector	3 x Reverse SMA	
Type/Style	Panel	
Dimensions	259.1 x 259.1 x 33.5 mm	
Weight	1800 g	
Frontal Wind Loading	200 Km/h	
Operating Temperature	-300 to +650 C	
Storage Temperature	-400 to +800 C	
Humidity	95%	
Lightning Protection	Order Separately	
Mounting Options	Optional Wall or Pole Mount	
Cable	36" (plenum rated)	

Corporate and Sales Headquarters

Juniper Networks, Inc.
1194 North Mathilda Avenue
Sunnyvale, CA 94089 USA
Phone: 888.JUNIPER (888.586.4737)
or 408.745.2000
Fax: 408.745.2100
www.juniper.net

APAC and EMEA Headquarters

Juniper Networks International B.V.
Boeing Avenue 240
1119 PZ Schiphol-Rijk
Amsterdam, The Netherlands
Phone: 31.0.207.125.700
Fax: 31.0.207.125.701

To purchase Juniper Networks solutions, please contact your Juniper Networks representative at 1-866-298-6428 or authorized reseller

Copyright 2013 Juniper Networks, Inc. All rights reserved. Juniper Networks, the Juniper Networks logo, Junos, NetScreen, and ScreenOS are registered trademarks of Juniper Networks, Inc. in the United States and other countries. All other trademarks, service marks, registered marks, or registered service marks are the property of their respective owners. Juniper Networks assumes no responsibility for any inaccuracies in this document. Juniper Networks reserves the right to change, modify, transfer, or otherwise revise this publication without notice.

1000371-005-EN Feb 2013

Printed on recycled paper